

# eLEARNING RESOURCES FOR EARLY CHILDHOOD EDUCATION AND CARE QUALIFICATIONS V5.0

CO-DEVELOPED WITH  
AWARD WINNING ONE  
WORLD FOR CHILDREN'S  
CHILDCARE PRACTITIONERS  
AND TRAINERS

- CHC30121 Certificate III in Early Childhood Education and Care
- CHC50121 Diploma of Early Childhood Education and Care



@aspirelr

T: 03 9820 1300 | E: sales@aspirelr.com.au | W: aspirelr.com.au



# FOR THE LEARNER

## 01. Comprehensive learning content




**Example**  
**Understanding individual care needs**

At 12:30, Asante shows no signs of tiredness although he is often restless and noisy. At first the educators think that he does not always need to rest or sleep, so instead they let him get up and play quietly.

Asante is nearly 18 months old and has recently started to bite other children. The educators realize that Asante only bites the other children in the afternoon when he has not had a sleep. It seems that on these days he becomes over-tired and can't tolerate the other children being near him, so he bites them.

When educators realize this, they spend more time taking Asante to his sleep, providing him with a more suitable sleep routine. As soon as they do this, the biting stops.



	<b>Cradling</b>	<ul style="list-style-type: none"> <li>Cradle the child in your arms.</li> <li>Always support the head of a baby.</li> <li>This hold is best for a baby. An older child may enjoy this hold. However, you may need to sit down as the child grows or becomes heavier.</li> </ul>
	<b>Football hold</b>	<ul style="list-style-type: none"> <li>Similar to cradling; however, the child is facing your body and curled towards you with their legs extended behind.</li> <li>Support the baby's head with your arm.</li> <li>This hold is best for a small baby. An older baby may enjoy this hold; however, you may need to sit down as they grow or become heavier.</li> </ul>
	<b>Shoulder hold</b>	<ul style="list-style-type: none"> <li>Rest the child on your chest and shoulder.</li> <li>Support the baby's head.</li> <li>Place your hand on their back.</li> <li>This hold is best for a baby. However, you may need to sit down as they grow or become heavier.</li> </ul>

**0-6 months**

- Coos back and forth with caregiver
- Responds to own name (4-5 months)
- Pays attention to human voices more than any other sound
- Gives and receives communication
- Imitates and responds to speech

**6-12 months**





- Communicates by crying, cooing, babbling, imitating, facial expressions, body language and gestures
- Responds to simple verbal requests
- Understands that words relate to objects
- Begins to imitate spoken words
- First words may be spoken

**12-23 months**

- Uses combinations of words in meaningful ways
- Knows names of people and familiar objects
- Has a vocabulary of up to 200 words

## 02. A variety of self-grading assessments, quizzes, multiple choice, case studies and short answer questions

Match each image with the learning that is taking place.

Children take responsibility for...

Children engage in conversation...

Children become responsible for...

Children are allowed to participate...

Match each image with the learning that is taking place.

Children take responsibility for...

Children engage in conversation...

Children become responsible for...

Children are allowed to participate...

Match each image with the learning that is taking place.

Children take responsibility for...

Children engage in conversation...

Children become responsible for...

Children are allowed to participate...





## MEET EXEMPLAR LEARNING: OUR LMS PARTNERS

With over 30 years of experience in the vocational education sector, Exemplar Learning was founded with a mission to improve the effectiveness of training in Australia. They work with a range of Registered Training Organisation (RTO) and industry partners to ensure that training meets real workplace needs.

## PRICING OPTIONS

Depending on whether you are a training organisation, TAFE or Secondary College, we have a pricing option to suit you. Contact your Aspire Account Manager for more information.

## CONTACT US

To arrange a free demonstration, or to place an order, contact your Aspire Account Manager on:



03 9820 1300



[samples@aspirelr.com.au](mailto:samples@aspirelr.com.au)

T: 03 9820 1300 | E: [sales@aspirelr.com.au](mailto:sales@aspirelr.com.au) | W: [aspirelr.com.au](http://aspirelr.com.au)



@aspirelr

